



Certificate of Analysis

	Product:	Zativa – 1,500 mg Full Spectrum Hemp Seed Oil Tincture		
	Part Number:	T089	Version Number:	1.0
	Batch Number:	11869	Best-By Date:	03/26/2022

Characteristic	Instrument	Specification	Result	Pass/ Fail/ N/A
Identity				
Color & Appearance	Visual	Golden tinted oily liquid	Complies	Pass
Odor	Organoleptic	Characteristic of standard	Complies	Pass
Taste	Organoleptic	Neutral to bitter	Complies	Pass
Composition				
Density	Calculation	0.908 – 0.955 g/mL	0.933 g/mL	Pass
Fill Volume	In-process verification	30.0 – 31.5 mL/bottle	Complies	Pass
Strength - Cannabinoids				
Total CBD ¹	HPLC	1,500.0 – 2,040.0 mg/bottle	1,669.5 mg/bottle ⁴	Pass
Total THC ¹	HPLC	< 0.30%	0.17% ⁴	Pass
CBDa	HPLC	Report Result	Not Detected	N/A
CBG	HPLC	Report Result	0.04%	N/A
CBD	HPLC	Report Result	5.86% ⁴	N/A
CBN	HPLC	Report Result	< LOQ ³	N/A
THC	HPLC	Report Result	0.17% ⁴	N/A
CBC	HPLC	Report Result	0.01%	N/A
THCa	HPLC	Report Result	Not Detected	N/A
Contaminants - Residual Solvents				
Acetone	GC-FID	< 1,000 ppm	S.L. ²	N/A
Butanes	GC-FID	< 1,000 ppm	S.L. ²	N/A
Ethanol	GC-FID	< 1,000 ppm	S.L. ²	N/A
Heptanes	GC-FID	< 1,000 ppm	S.L. ²	N/A
Isopropyl Alcohol	GC-FID	< 1,000 ppm	S.L. ²	N/A
Propane	GC-FID	< 1,000 ppm	S.L. ²	N/A
Benzene	GC-FID	< 2 ppm	S.L. ²	N/A
Toluene	GC-FID	< 180 ppm	S.L. ²	N/A
Pentane	GC-FID	< 1,000 ppm	S.L. ²	N/A
Hexane	GC-FID	< 60 ppm	S.L. ²	N/A
Total Xylenes (m,p,o-xylenes)	GC-FID	< 430 ppm	S.L. ²	N/A

Certificate of Analysis

	Product:	Zativa – 1,500 mg Full Spectrum Hemp Seed Oil Tincture		
	Part Number:	T089	Version Number:	1.0
	Batch Number:	11869	Best-By Date:	03/26/2022


Characteristic	Instrument	Specification	Result	Pass/ Fail/ N/A
Contaminants - Pesticides				
Abamectin (avermectins: B1a & B1b)	GC-MS / LC-MS	< 0.07 ppm	S.L. ²	N/A
Azoxystrobin	GC-MS / LC-MS	< 0.02 ppm	S.L. ²	N/A
Bifenazate	GC-MS / LC-MS	< 0.02 ppm	S.L. ²	N/A
Etoazole	GC-MS / LC-MS	< 0.01 ppm	S.L. ²	N/A
Imazalil	GC-MS / LC-MS	< 0.04 ppm	S.L. ²	N/A
Imidacloprid	GC-MS / LC-MS	< 0.02 ppm	S.L. ²	N/A
Malathion	GC-MS / LC-MS	< 0.05 ppm	S.L. ²	N/A
Myclobutanil	GC-MS / LC-MS	< 0.04 ppm	S.L. ²	N/A
Permethrin (mix of isomers)	GC-MS / LC-MS	< 0.04 ppm	S.L. ²	N/A
Spinosad (mixture of A and D)	GC-MS / LC-MS	< 0.06 ppm	S.L. ²	N/A
Spiromesifen	GC-MS / LC-MS	< 0.03 ppm	S.L. ²	N/A
Spirotetramat	GC-MS / LC-MS	< 0.02 ppm	S.L. ²	N/A
Tebuconazole	GC-MS / LC-MS	< 0.01 ppm	S.L. ²	N/A
Contaminants - Heavy Metals				
Arsenic	ICP-MS	< 10.00 µg/mL	S.L. ²	N/A
Cadmium	ICP-MS	< 4.10 µg/mL	S.L. ²	N/A
Lead	ICP-MS	< 0.50 µg/mL	S.L. ²	N/A
Mercury	ICP-MS	< 0.30 µg/mL	S.L. ²	N/A
Microbial Purity				
Total Plate Count	PCR / Plate / Petrifilm	< 3,000 CFU/g	S.L. ²	N/A
Yeast & Mold	PCR / Plate / Petrifilm	< 300 CFU/g	S.L. ²	N/A
Shiga-toxin producing <i>Escherichia coli</i> (STEC)	PCR / Plate / Petrifilm	< 10 CFU/g	S.L. ²	N/A
<i>Salmonella</i> spp.	PCR / Plate / Petrifilm	< 10 CFU/g	S.L. ²	N/A

¹ All cannabinoids in their acid forms (ending in "a") are convertible to their non-acid forms via a decarboxylation process (heating). The THC and CBD maximum values reported are the maximum theoretical amounts of THC and CBD the tested product would have if it were fully decarboxylated

² S.L. means "Skip Lot". Parameters are being monitored through product qualification testing and are currently in skip lot protocol.

³ Cannabinoid detected below Limit of Quantitation (LOQ).

⁴ Result was acquired by 3rd party laboratory.

Reviewed By: 

Date: 10.29.19

Approved By: 

Date: 10.29.19